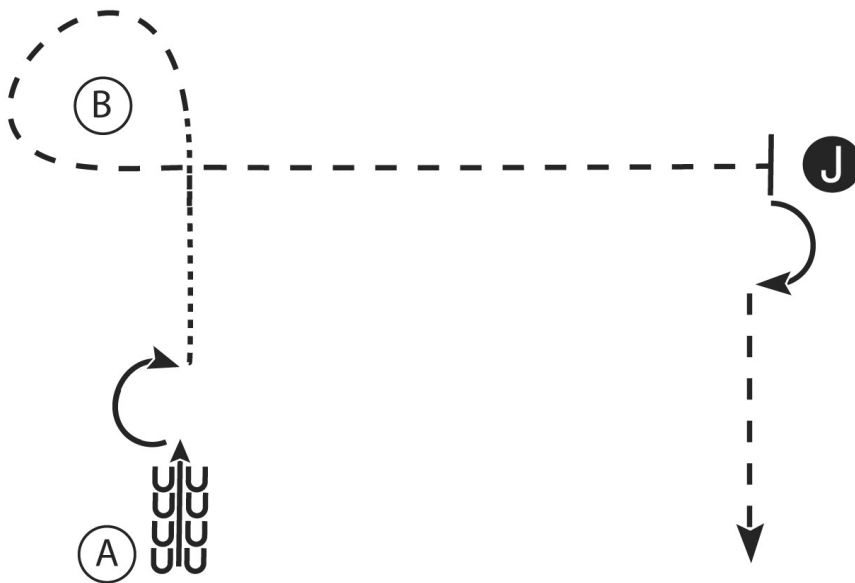


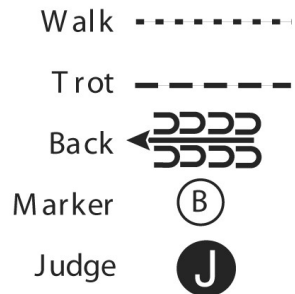
2023 Trophy Circuit

1 2 3 6 7 8 12 13 14 (RK L1)

Show Date:



1. At A back 4 steps
2. Perform a 180 degree turn
3. Walk to B
4. At B trot around B and to the judge, set up for inspection
5. When dismissed perform a 90 degree turn and trot straight away from the judge



[S/2-1]

Pattern Provided by:

SHOW ONE

w w w . H o r s e S h o w P a t t e r n s . c o m

w w w . H o r s e S h o w P a t t e r n s . c o m

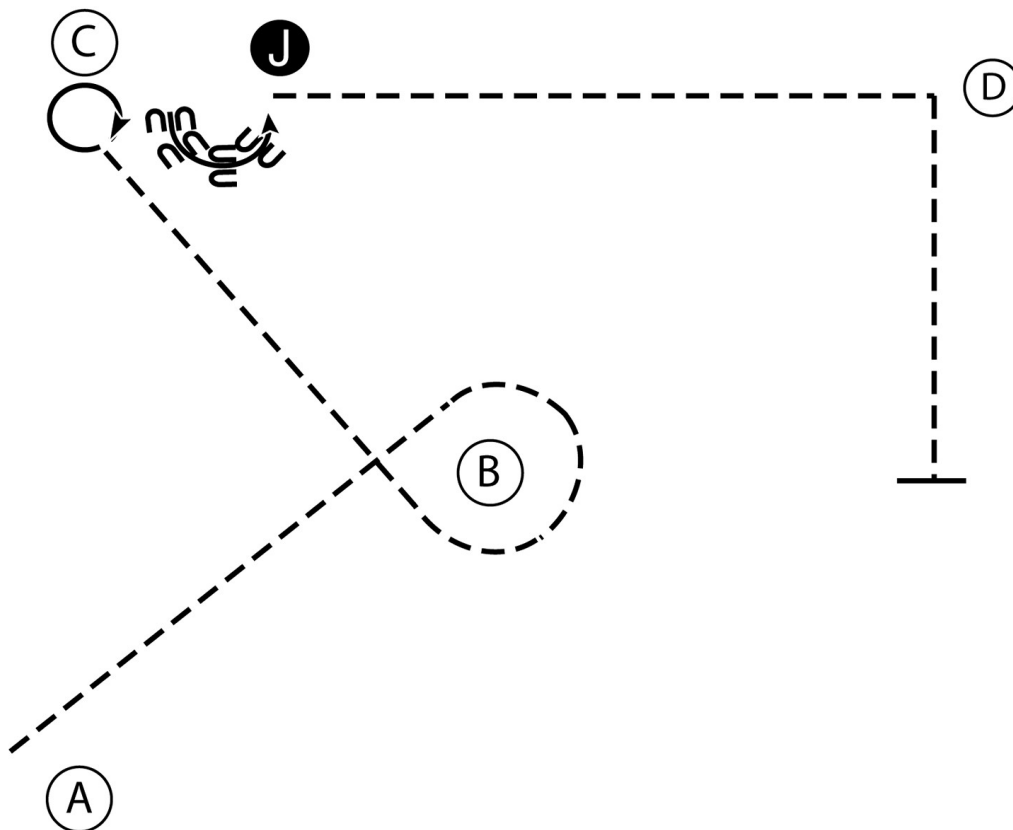
2023 Trophy Circuit

4 5 9 10 15 (Yth Am Slct)

Show Date:

w w w . H o r s e S h o w P a t t e r n s . c o m

w w w . H o r s e S h o w P a t t e r n s . c o m



1. Trot from A to B.
2. Trot around cone B.
3. Trot to C.
4. At C stop and perform a 360 degree turn.
5. Back a half circle to the judge and set up for inspection.
6. When dismissed perform a 270 degree turn.
7. Trot to D.
8. At D make a turn to the right.
9. Trot until even with B.
10. At B stop.

- Walk|
- Trot - - - - -|
- Back ← [back symbol]
- Marker (B)
- Judge (J)

[S/3-3]

Pattern Provided by:

SHOW ONE

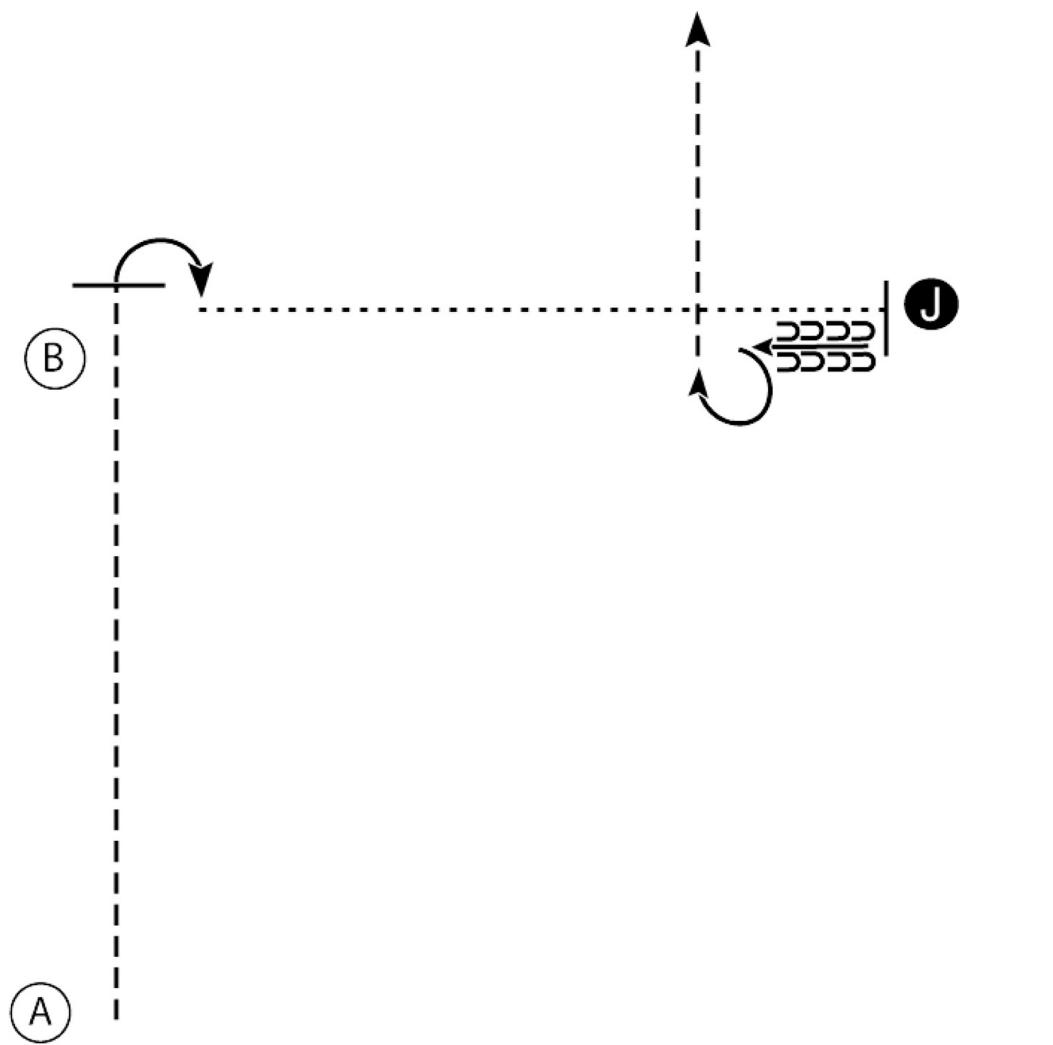
2023 Trophy Circuit

11 (W/T)

Show Date:

w w w . H o r s e S h o w P a t t e r n s . c o m

w w w . H o r s e S h o w P a t t e r n s . c o m



1. Begin at A. Trot from A past B
2. Stop and perform a 90 degree turn
3. Walk to the Judge, stop and set up for inspection
4. When dismissed back one horse length and perform a 270 degree turn
5. Trot to the line-up

Walk - - - - -

Trot - - - - -

Back ←

Marker (B)

Judge (J)

[S/WT-3]

Pattern Provided by:

SHOW ONE

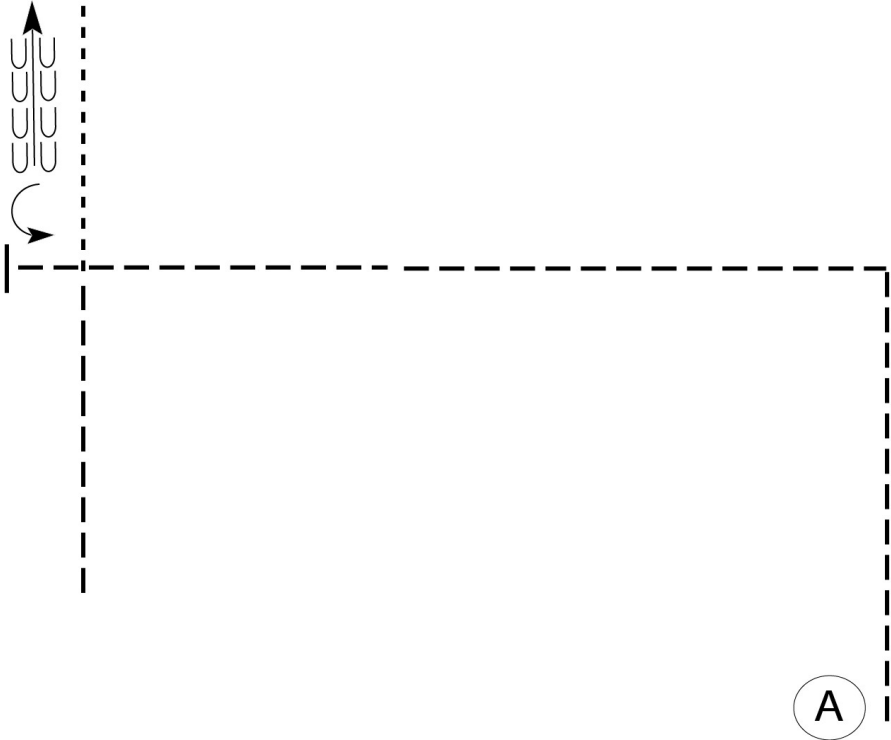
2023 Trophy Circuit

17 (W/T Bareback)

Show Date:

w w w . H o r s e S h o w P a t t e r n s . c o m

w w w . H o r s e S h o w P a t t e r n s . c o m



Be ready at A.

1. Perform a jog from A and a square corner toward center of pattern.
2. Continue the jog in a straight line.
3. Stop and perform a 1/4 turn to the left.
4. Back approximately one horse length
5. Walk until you cross your line.
6. Exit arena at a jog.

Walk	-----
Jog	- - - - -
Extended Jog	— — — —
Lope	
Lead Change	— / —
Back	← — — —
Marker	⊙ B

[WH/WT-104]

Pattern Provided by:

SHOW ONE

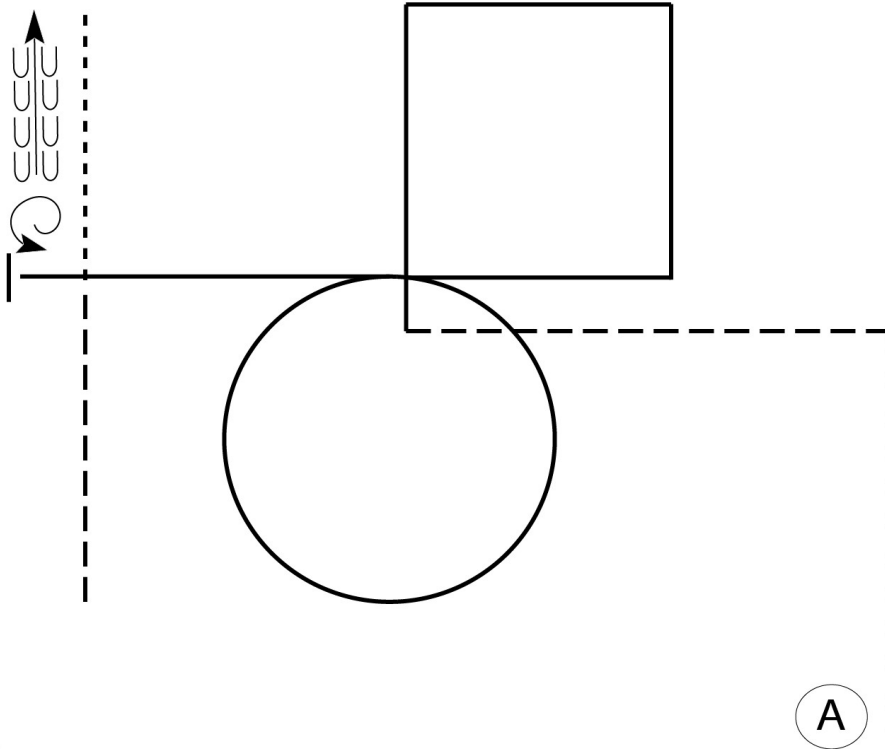
2023 Trophy Circuit

18 (Bareback)

Show Date:

w w w . H o r s e S h o w P a t t e r n s . c o m

w w w . H o r s e S h o w P a t t e r n s . c o m



Be ready at A.

1. Perform a jog from A and a square corner toward center of pattern.
2. Make a square corner right at center.
3. Lope a right lead square.
4. Change leads at center and lope a left lead circle.
5. Close the circle and continue loping on the left lead in a straight line.
6. Stop and perform a 1 1/4 turn to the left.
7. Back 5 steps.
8. Walk until you cross your line.
9. Exit arena at a jog.

Walk	-----
Jog	- - - - -
Extended Jog	— — — —
Lope	—————
Lead Change	
Back	
Marker	ⓑ

[WH/2-104]

Pattern Provided by:

SHOW ONE

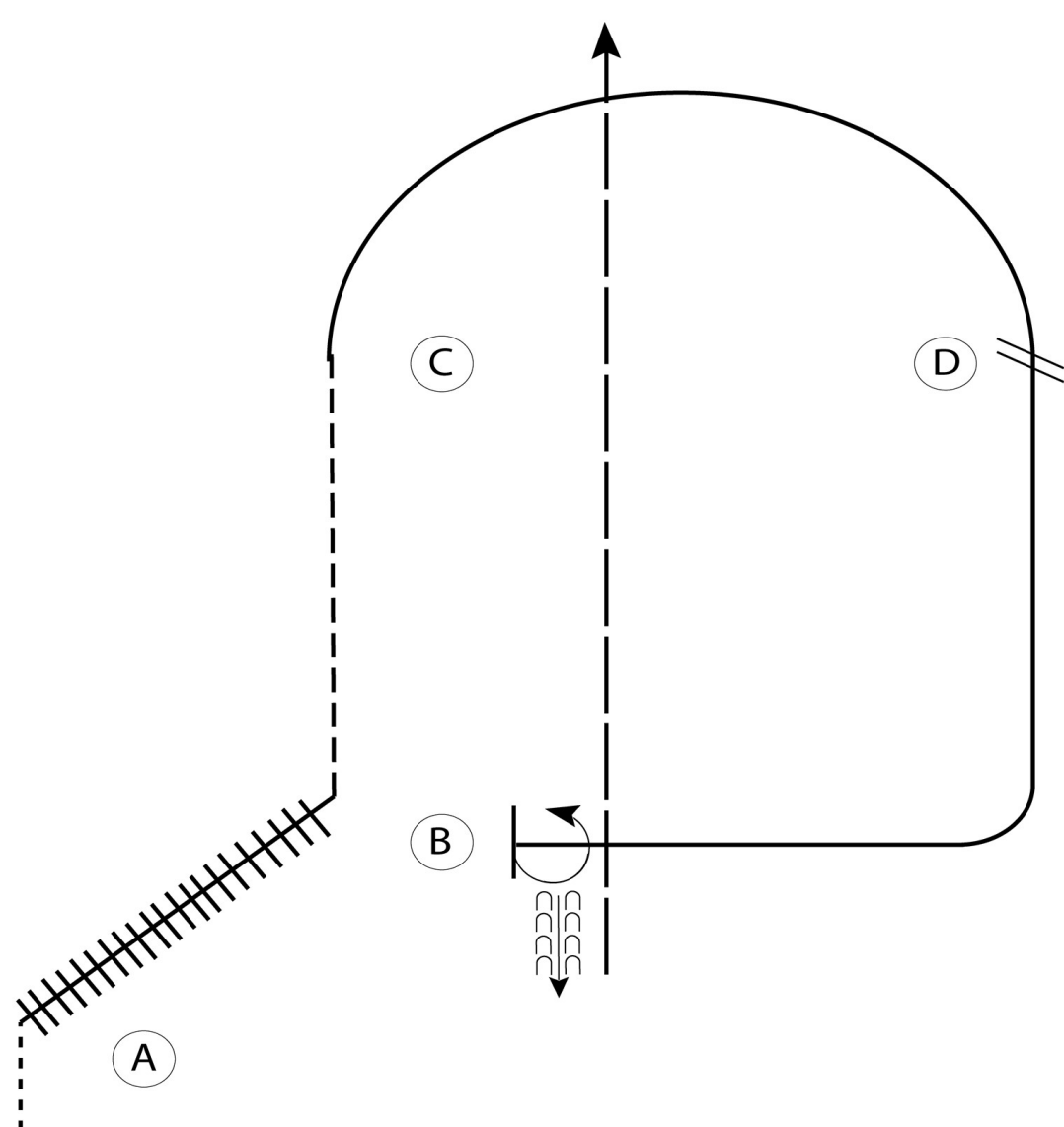
2023 Trophy Circuit

132 138 142 143 147 148 (AM YTH SLCT)

Show Date:

w w w . H o r s e S h o w P a t t e r n s . c o m

w w w . H o r s e S h o w P a t t e r n s . c o m



1. Begin before A. Walk to A
2. Leg yield to the right from A to B
3. Posting trot from B to C on left diagonal
4. Canter on the right lead from C to D
5. At D perform a simple or flying change of lead
6. Counter canter to B
7. At B stop and perform a 270 degree turn on the forehand to the left
8. Back one horse length and hand gallop in a two-point position to the exit

Walk	-----
Trot	- - - - -
Extended Trot	— — — — —
Canter	—————
Leg Yield	
Lead Change	///
Back	←←←←← ←←←←←
Marker	(B)
Sidepass	←←←←←
Hand Gallop	—————

[HSE/3-31]

Pattern Provided by:

SHOW ONE

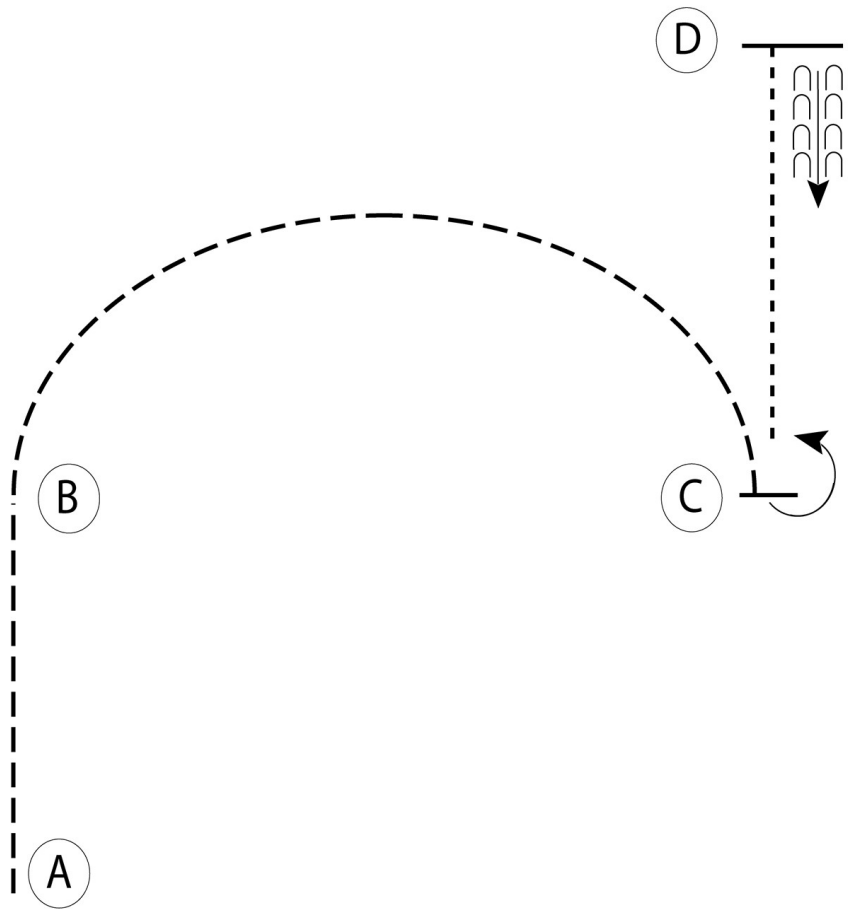
2023 Trophy Circuit

133 134 135 144 (W/T)

Show Date:

w w w . H o r s e S h o w P a t t e r n s . c o m

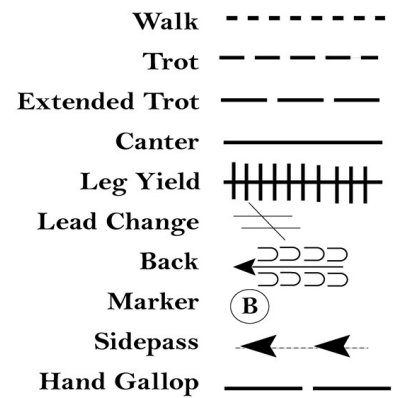
w w w . H o r s e S h o w P a t t e r n s . c o m



Be ready at A.

1. Posting trot on the right diagonal from A to B.
2. Change diagonals at B and posting trot on the left diagonal from B to C.
3. At C stop and perform a 180 degree turn on the forehand to the left.
4. Walk to D.
5. At D, stop and back approximately one horse length.

Follow the instructions of your ring steward.



[HSE/WT-31]

Pattern Provided by:

SHOW ONE

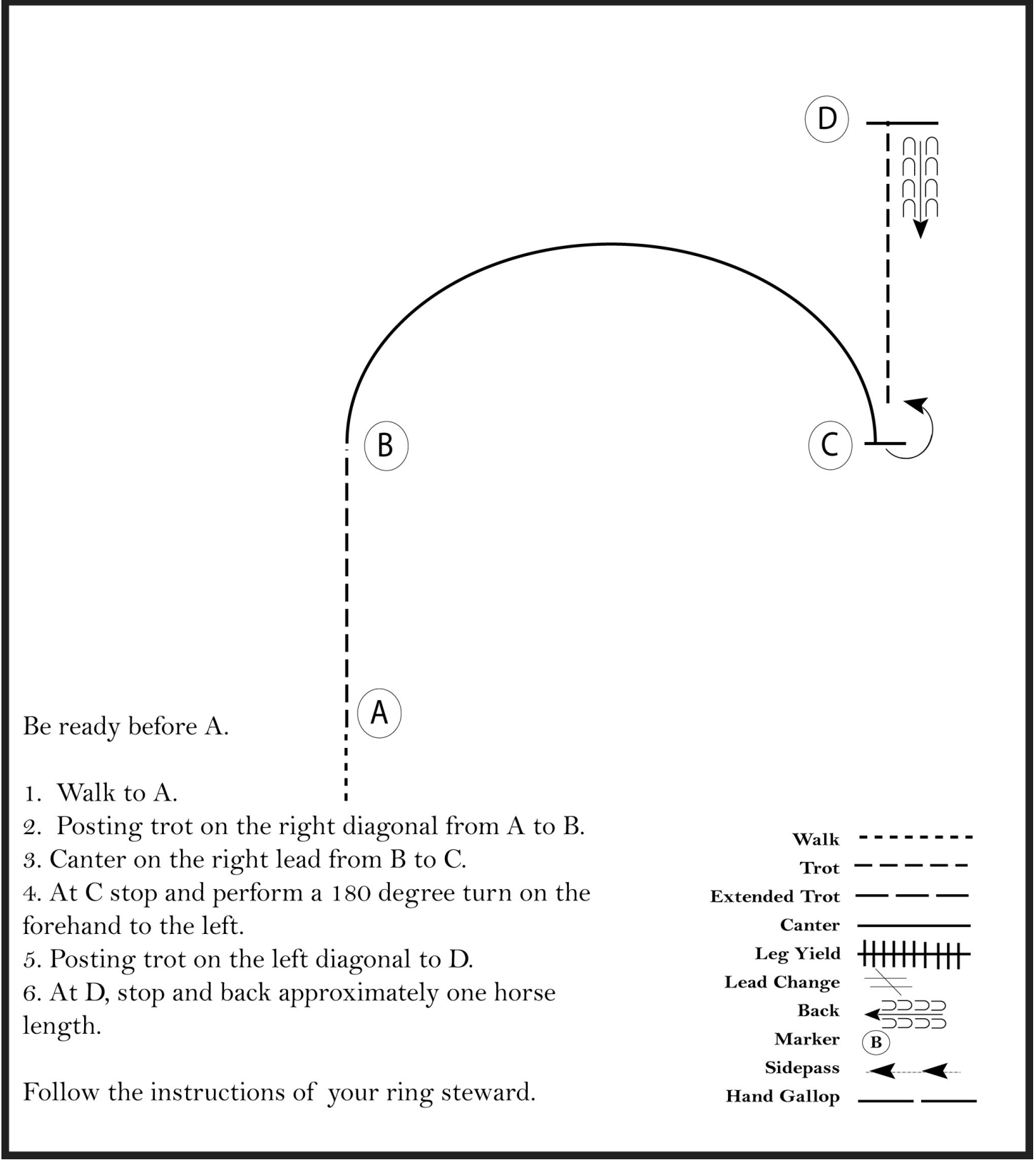
2023 Trophy Circuit

136 137 139 140 141 145 146 (RK L1)

Show Date:

w w w . H o r s e S h o w P a t t e r n s . c o m

w w w . H o r s e S h o w P a t t e r n s . c o m



Be ready before A.

1. Walk to A.
2. Posting trot on the right diagonal from A to B.
3. Canter on the right lead from B to C.
4. At C stop and perform a 180 degree turn on the forehand to the left.
5. Posting trot on the left diagonal to D.
6. At D, stop and back approximately one horse length.

Follow the instructions of your ring steward.

- Walk -----
- Trot - - - - -
- Extended Trot _____
- Canter _____
- Leg Yield |||||
- Lead Change /
- Back ←←←
- Marker (B)
- Sidepass ←←
- Hand Gallop _____

[HSE/1-31]

Pattern Provided by:

SHOW ONE

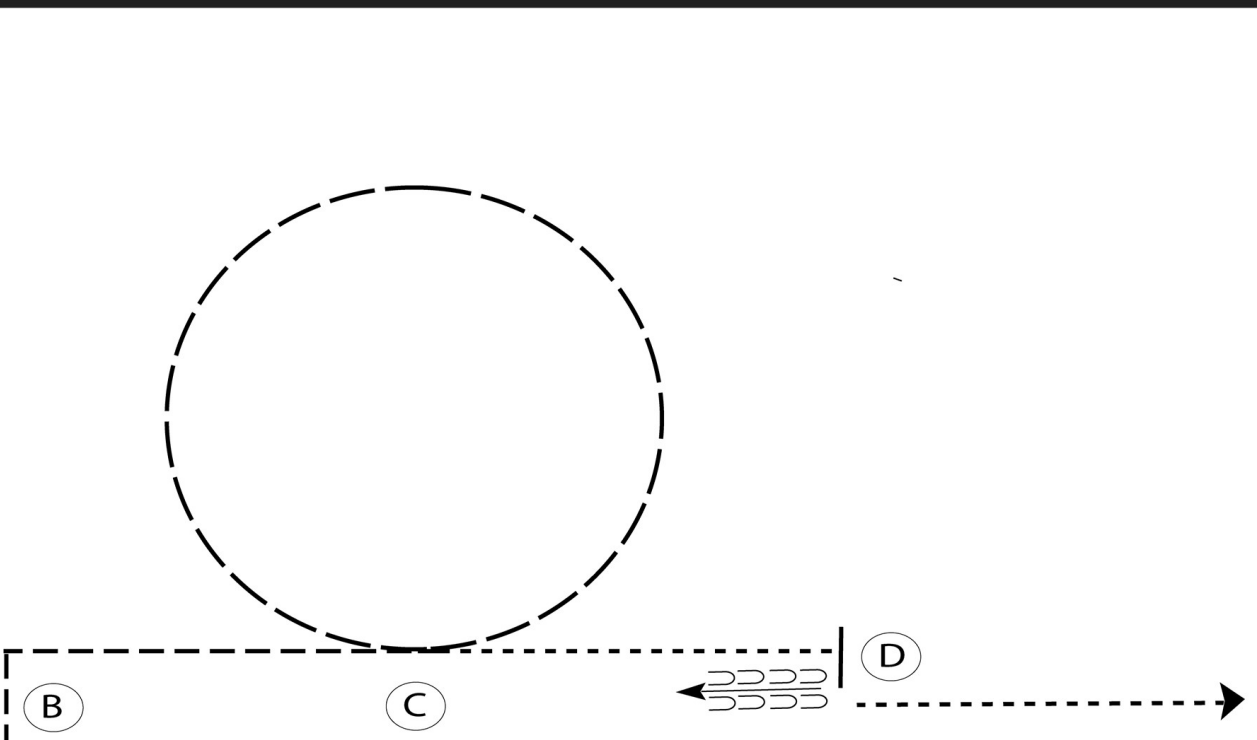
2023 Trophy Circuit

192 205 206 207 (W/T)

Show Date:

w w w . H o r s e S h o w P a t t e r n s . c o m

w w w . H o r s e S h o w P a t t e r n s . c o m



Be ready before A.

1. Walk to A.
2. Jog around B and to C.
3. Extend the jog in a circle to the left.
4. Walk at C and to D.
5. Stop and back approximately one horse length.
6. Walk to exit.

Follow the instructions of your ring steward.

Walk	-----
Jog	- - - - -
Extended Jog	- - - - -
Lope	—————
Leg Yield	
Lead Change	— / —
Back	← ← ←
Marker	(B)
Sidepass	←-----→

[WH/WT-65]

Pattern Provided by:

SHOW ONE

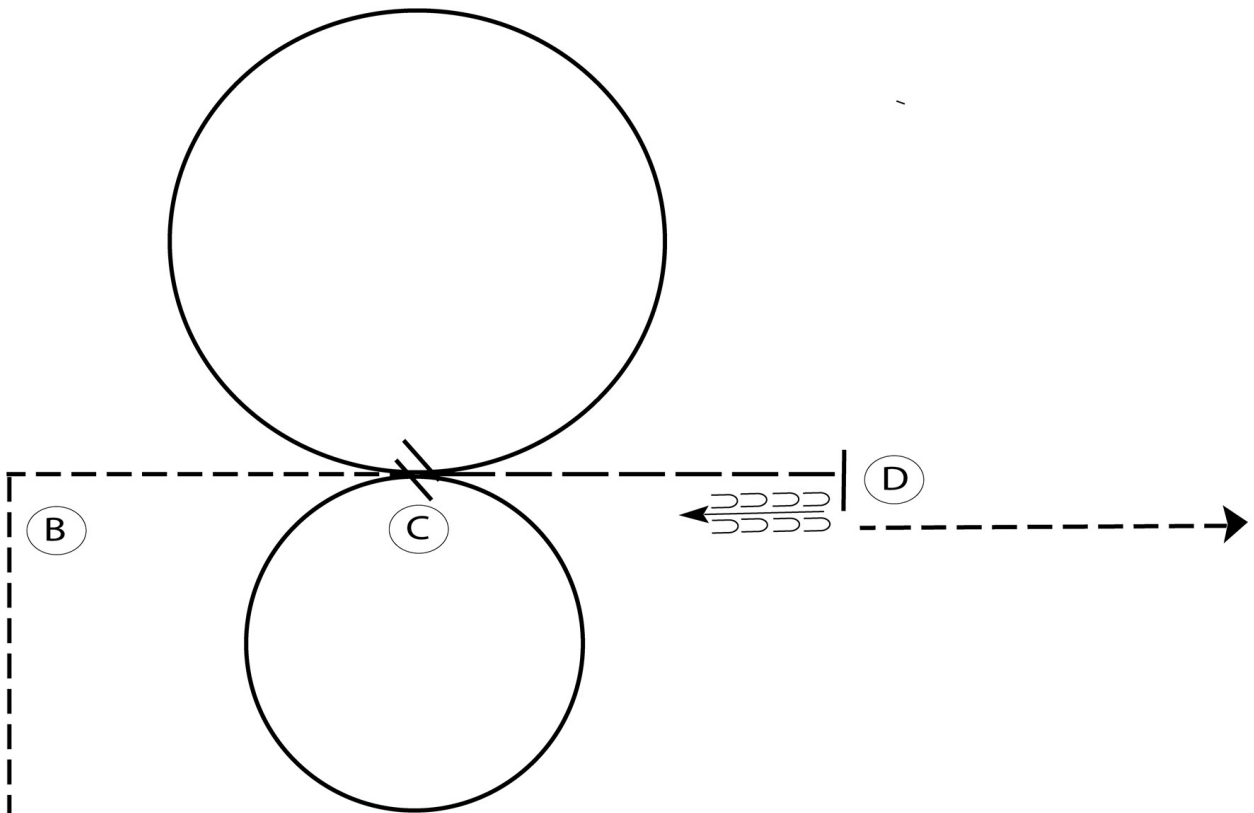
2023 Trophy Circuit

193 194 195 196 199 200 201 202 (RK L1)

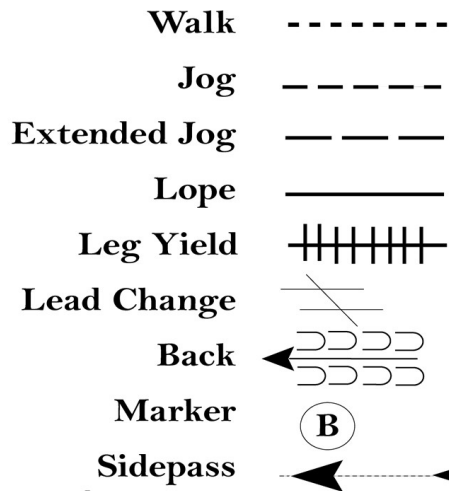
Show Date:

w w w . H o r s e S h o w P a t t e r n s . c o m

w w w . H o r s e S h o w P a t t e r n s . c o m



- (A) Be ready before A.
1. Walk to A.
 2. Jog around B and to C.
 3. Lope a small circle to the right.
 4. Change leads at C and lope a larger circle to the left.
 5. Extend the jog at C and to D.
 6. Stop and back approximately one horse length.
 7. Jog to exit.
- Follow the instructions of your ring steward.



[WH/2-65]

Pattern Provided by:

SHOW ONE

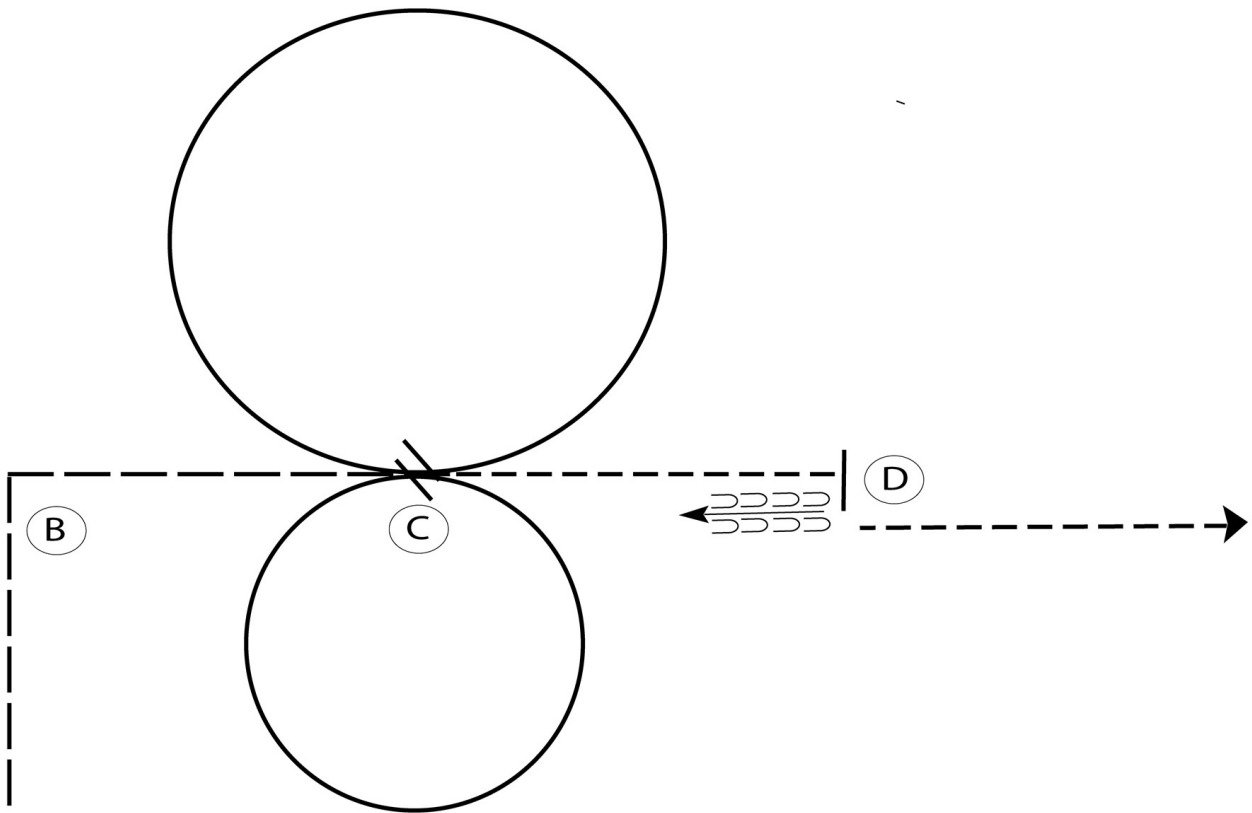
2023 Trophy Circuit

197 198 203 204 208 209 (YTH AM SLCT)

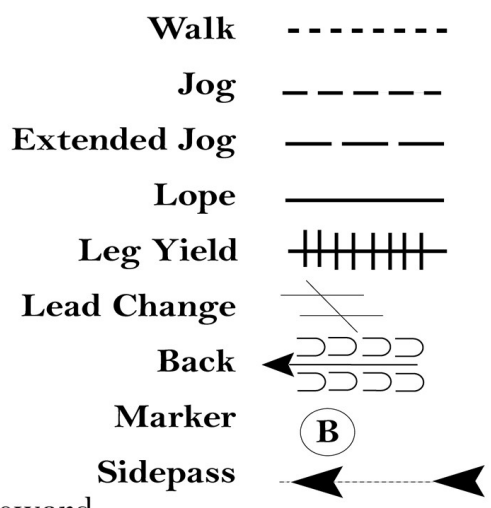
Show Date:

www.HorseShowPatterns.com

www.HorseShowPatterns.com



- (A) Be ready before A.
1. Walk to A.
 2. Extend the jog around B and to C.
 3. Lope a small circle to the right.
 4. Change leads at C and lope a large, fast circle to the left.
 5. Jog at C and to D.
 6. Stop and back approximately one horse length.
 7. Jog to exit.
- Follow the instructions of your ring steward.



[WH/3-65]

Pattern Provided by:

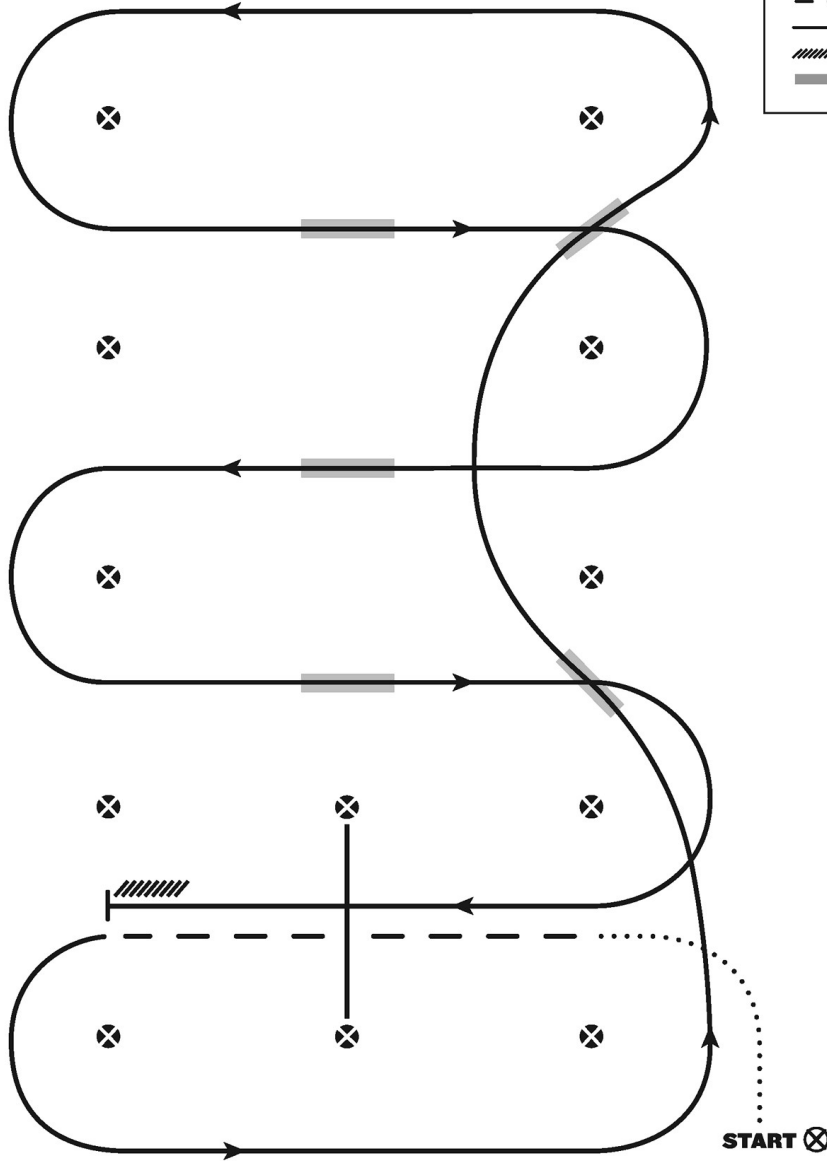
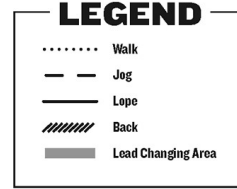
SHOW ONE

2023 Trophy Circuit

Western Riding (L 1)

Show Date:

LEVEL I WESTERN RIDING PATTERN 9



1. Walk at least 15 feet from start cone to the first marker, as drawn, transition to jog, jog over log.
2. Transition to the lope left lead & lope around end
3. First line change
4. Second line change, lope around the end of arena
5. First crossing change
6. Second crossing change
7. Third crossing change
8. Lope over log
9. Lope, stop & back

Revised 06-07-2021

[WR/GP-9]

Pattern Provided by:

SHOW ONE

w w w . H o r s e S h o w P a t t e r n s . c o m

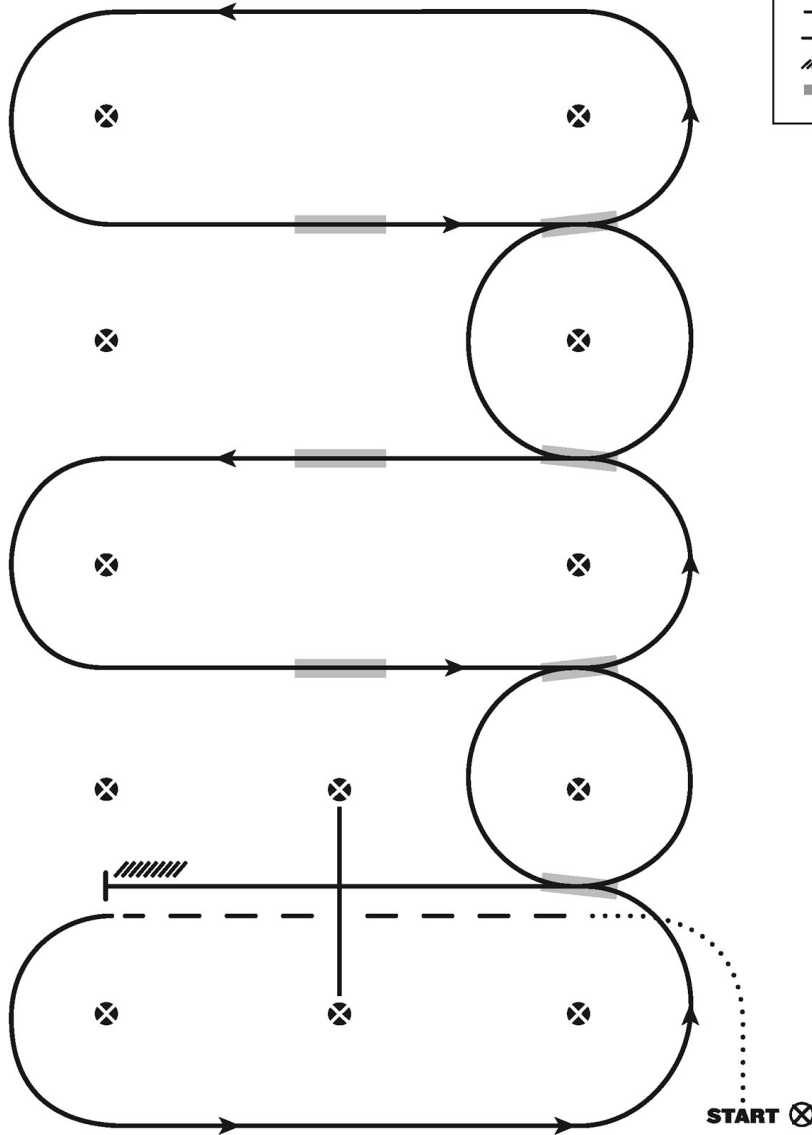
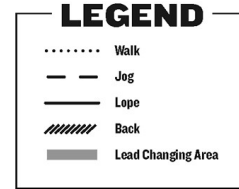
w w w . H o r s e S h o w P a t t e r n s . c o m

2023 Trophy Circuit

Western Riding (Yth Am Slct)

Show Date:

WESTERN RIDING - PATTERN 9



1. Walk at least 15 feet from start cone to the first marker, as drawn, transition to jog, jog over log.
2. Transition to the lope left lead
3. First line change
4. Second line change
5. Third line change
6. Fourth line change
7. First crossing change
8. Second crossing change
9. Third crossing change
10. Lope over log
11. Lope, stop & back

Revised 06-07-2021

[WR/OP-9]

Pattern Provided by:

SHOW ONE

w w w . H o r s e S h o w P a t t e r n s . c o m

w w w . H o r s e S h o w P a t t e r n s . c o m